



Power BI

Microsoft Power BI
Training + Certification



Learning Collaborations



Global Certifications



Intro to the Power BI Program

Power BI is quickly becoming the world's most powerful self-service business intelligence platform, and an absolutely essential tool for data professionals and beginners alike. With Power BI you can connect to hundreds of data sources, build complex relational models using simple and intuitive tools, and design stunning, interactive dashboards from scratch -- all for free.

About the Power BI Certification

This course is designed for clearing the TechVidya Power BI Certification. The entire course content is in line with the certification program and helps you clear the certification exam with ease and get the best jobs in top MNCs.

As part of this training, you will be working on real-time projects and assignments that have immense implications in real-world industry scenarios.

At the end of this program, there will be an assessment that perfectly reflects the type of questions asked in the certification exam and helps you score better marks.

TechVidya Course Completion Certificate will be awarded upon the completion of the project work and upon scoring at least 60% marks in the final assessment.

Objectives of the Power BI Certification

- Build professional-quality business intelligence reports from the ground up
- Blend and transform raw data into beautiful interactive dashboards
- Understand the business intelligence workflow from end-to-end
- Design and implement B.I. tools used by professional analysts & data scientists
- Showcase your skills with full-scale course projects (with step-by-step solutions)

Prerequisites of the Power BI Program

- This course assumes no previous experience, and takes you from the absolute beginner concepts and then goes into more detail. Experience with Excel Power Query, Power Pivot & DAX is a plus, but not required.

Modules covered under Power BI Training Program

Module 1 : Quick Start Power BI Service

- Get Power BI Tools
- Introduction to Tools and Terminology
- Dashboard in Minutes
- Refreshing Power BI Service Data
- Interacting with your Dashboards
- Sharing Dashboards and Reports

Module 2 : Getting and Transforming Data with Power BI Desktop

- Introduction to Power BI Desktop
- Getting Data: Excel vs Power BI Desktop & Service
- Data Structure for Q&A
- Direct Query vs Import Data

Module 3 : Modeling with Power BI

- Introduction to Modeling
- Setup and Manage Relationships
- Cardinality and Cross Filtering
- Default Summarization & Sort by
- Creating Calculated Columns
- Creating Measures & Quick Measures

Modules covered under Power BI Training Program

Module 4: Power BI Desktop Visualisations

- Creating Visualisations
- Color Formatting
- Setting Sort Order
- Scatter & Bubble Charts & Play Axis
- Tooltips
- Slicers, Timeline Slicers & Sync Slicers
- Cross Filtering and Highlighting
- Visual, Page and Report Level Filters
- Drill Down/Up
- Hierarchies
- Reference/Constant Lines
- Tables, Matrices & Conditional Formatting
- KPI's, Cards & Gauges
- Map Visualizations
- Custom Visuals
- Managing and Arranging
- Drill through
- Custom Report Themes
- Grouping and Binning
- Selection Pane, Bookmarks & Buttons

Module 5: Power BI Service Visualisation Tools

- Introduction
- Standalone Tiles
- Data Driven Alerts
- Quick and Related Insights
- Custom Q&A questions

Modules covered under Power BI Training Program

Module 6 : Publishing and Sharing

- Introduction
- Sharing Options Overview
- Publish from Power BI Desktop
- Publish to Web
- Share Dashboard with Power BI Service
- Workspaces and Apps (Power BI Pro)
- Content Packs (Power BI Pro)
- Print or Save as PDF
- Row Level Security (Power BI Pro)
- Export Data from a Visualization
- Publishing for Mobile Apps
- Export to PowerPoint
- Sharing Options Summary

Module 7 : Refreshing Datasets

- Understanding Data Refresh
- Personal Gateway (Power BI Pro and 64-bit Windows)
- Replacing a Dataset
- Troubleshooting Refreshing

Modules covered under **Power BI Training Program**

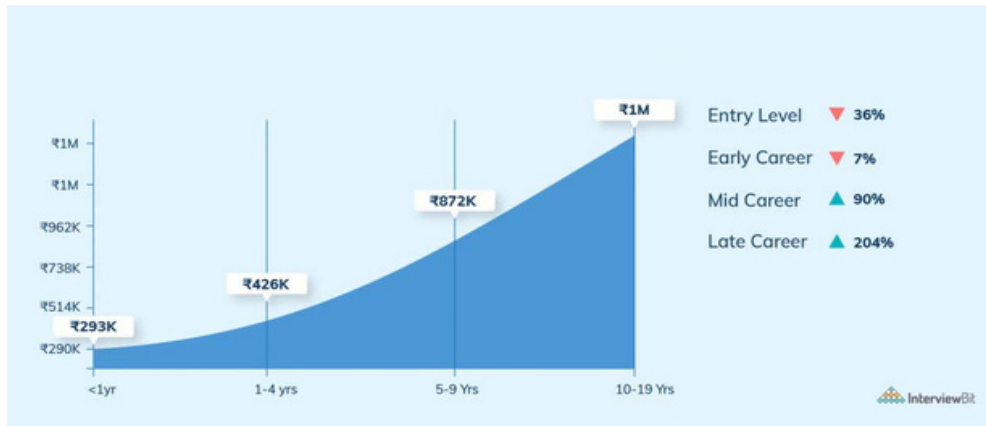
Module 8: Power BI and Excel Together

- Options for Publishing from Excel
- Pin Excel Elements to Power BI
- Connect to Data using Power BI Publisher/Analyze in Excel
- Excel 2016 Publish: Upload and Export to Power BI
- Sharing Published Excel Dashboards

Module 9: Projects And Interviews


- Covering all the concepts
- Project Work
- Resume Preparation
- Interview Question Preparation

Benefits as Power BI Professional



Our Training Benefits as Power BI Program

- Our complete training is constructed as per the current industry standard.
- Live Project & Industrial Based Training.
- One of the biggest team of Certified Expert & Competent Trainers.
- Easy to understand study material.
- Regular and Weekends classes for IT & Software training is provided.
- Interaction, analysis and case studies are an integral part of the training.
- Smart Labs with Real Latest Equipments.
- Students are free to access the labs for an unlimited number of hours
- Free Study Material, e-PDFs, Video Trainings, Sample Questions.
- Globally Recognized Course Completion Certificate.
- The ability to retake the class at no-charge as often as desired.
- One-on-One attention from instructors.
- Helps students to take knowledge of complex technical concepts.
- Post Training Support will help the students.
- Personality Development & Interview Preparation classes.
- 100% Job Assistance with dedicated training & placement team.



Join One of the Best Power BI Training Institute in India

(In-Class & Live Online Training by Industry Experts)



5740+
Batches Completed



68806+
Students Trained



470+
Skilled Instructors



Our Latest Reviews



Hi All, I am Shilpa and i have done my Certification from TechVidya. The study environment is good and trainers are full of knowledge. I personally recommend TechVidya Institute to all the students who looking for quality education and sincere about there future.

I am grateful to TechVidya - both the faculty and the Training & Placement Department. They've made efforts ensuring maximum number of placed students. The Institute started grooming us for placements in the first few months including courses such as Professional Excellence Program and Professional Skills Enhancement. I suggest to join TechVidya which comes under top 10 IT & Software training institute.



Hi I am Amit Kumar and my Enrollment ID with TechVidya is TV230967. I completed my Certification from TechVidya. They provides IT & Software courses in more practical & real scenario basis. Complete project based training help me to sharpen my technical skills.

TechVidya has always believed in helping and guiding its students and it was no different during the placement time. Regular classes held to help us with our aptitude and technical skills. Recommend to all the students who looking for best computer classes with quality education. Thanks TechVidya for explore my career.



RECORD BREAKING PLACEMENTS 100% JOB PLACEMENT ASSISTANCE

MEET OUR PLACED STUDENTS



Anand Pandey
Newgen



Sumi Singh
R Systems



Baldev Singh
Star Solutions



Meenakshi
Chetu India



Neha Bisht
PayTM



Jeewan Singh
Aavishkar Ent.









Prem Prakash
MPS Limited



Career Assistance Services



-  **Career Oriented Sessions**  Throughout the Course
-  **Resume & LinkedIn Profile Building**  After 70% of the Course Completion
-  **Mock Interview Preparation**  After 80% of the Course Completion


-  **1 on 1 Career Mentoring Sessions**  After 90% of the Course Completion
-  **Assured Interviews**  After 90% of the Course Completion
-  **1 Year Placement Assistance**  After 100% of the Course Completion





Our Top Placement Partners





TechVidya In News



08-Jan

ET Now- Startup Central

TIMESNOWNEWS.COM

22-Dec

What skills in demand & how should upgrade?

THE HINDU
BusinessLine

14-Nov

Turning executive education into class act

EducationTIMES
EST. ESTABLISHED

30-Sep

TechVidya Campaign
#StayUpdatedStayAhead

YOUR
STORY

02-Sep

How TechVidya enhance learning experience

THE ECONOMIC TIMES

16-Jun

The journey of an EduTech Company



Contact Us



Address:

TechVidya Career Private Limited
A-78, Ground Floor
Sector-2, Noida, Uttar Pradesh
Landmark: Front of Metro Sec-15

Number & Mail ID:

+91 83759 66700
+91 98714 38701
Email: info@techvidya.education
www.techvidya.education



<https://www.facebook.com/techvidya15>



https://twitter.com/tech_vidya